



Kids to Farms



Chickens and Egg Production

Why teach Food and Fibre Production?

Agriculture plays a vital role in Tasmania, contributing to our social, economic, and environmental sustainability. Agriculture utilises new technology, employs thousands of people and keeps many rural communities alive. Tasmania produces quality fresh food that Tasmanian families and those across the country and world enjoy.

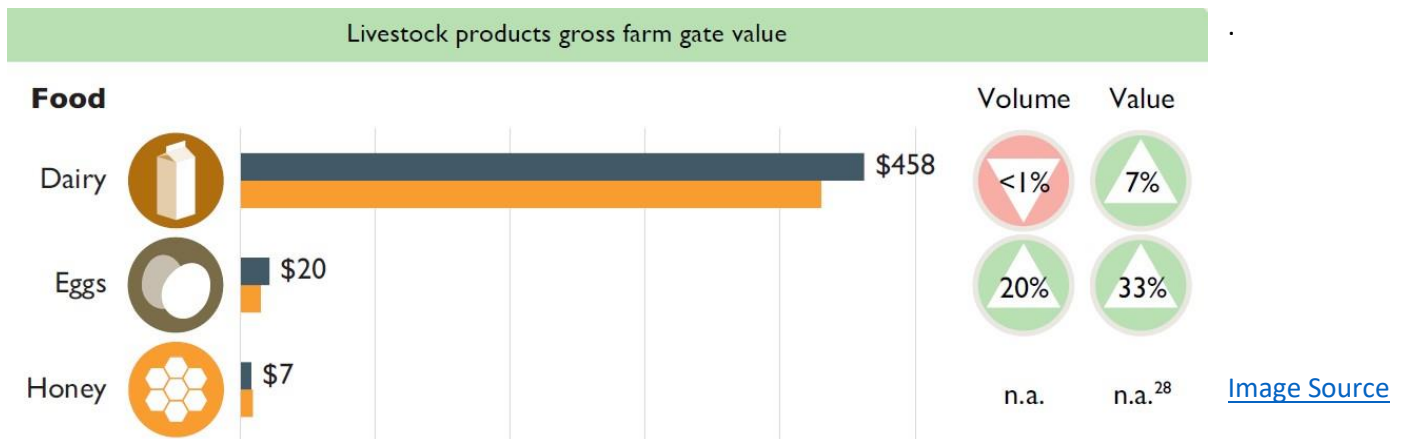
Teaching food and fibre can seem overwhelming when you are not an expert in the area. Rest assured you do not need to be! Many of the units available are designed in such a way that you, as the teacher are a co-learner, provided with teacher notes, plus readily available resources that are mainly web-based. Most importantly, you will find that you learn with the students and make genuine discoveries with them. If you would like some further training Primezone academy has a great little [course](#).

In Tasmania, Agricultural education is underpinned by the [Tasmanian Agricultural Education Framework](#) You may find the planning guides useful to show where food and fibre sits within the curriculum - [Food and Fibre planning guides](#).

[The Tasmanian Agri-Food Scorecard](#) is a great way to learn more about what is produced in Tasmania, its value and market destinations.


Egg production in Tasmania

Eggs are considered a livestock product and their gross farmgate value in Tasmania in 2018-19 was \$20 million, up approximately 30% from the previous year. Most of the eggs produced in Tasmanian are sold and consumed here.



[Image Source](#)

Most eggs produced in Tasmania are sold locally.



[Image Source](#)

Where to get further info

[Purefoods Eggs Tasmania](#)

[Australian Egg industry overview](#)

[Primary Produce Safety – Eggs - DIIPWE](#)

[Chicken Biosecurity](#)

[The Tasmanian Agri-Food Scorecard](#)

[Agricultural infographics](#)

[National Farmers Federation – fast facts](#)

[Department of Agriculture, about my reg](#)

[Australian Agricultural outlook](#)



Videos

[Caring for Poultry – Purefoods Tasmania](#)

[Virtual Farm Tour](#)

[Free range chickens](#)

Units of Work

[PIEFA Unit grade 5-6](#)

[PIEFA Unit grade 3-4](#)

[Classroom Poster – Eggs from the farm to you](#)

[All about Eggs Primary School lessons](#)

[Australian Eggs- Journey of an Egg booklet](#)



Classroom Poster

Excursions for hands-on food and fibre production learning!

The [Kids to Farms project](#) can offer you support with Food and Fibre production learning both in the classroom and out and about on [exciting excursions](#). Contact us to discuss planning units, find resources and ideas.

[Bus subsidies](#) are available for grade 3 to 6 excursions. Find out more [here](#).

Or contact Claire at kids2farms@tfga.com.au

Excursion location ideas for chicken and egg production studies

[Hagley Farm School Visitor Centre](#)

[Pure Food Eggs – Longford Site](#)

[Yolla District High](#)



Activity – Design your farm’s egg carton

Capture student interest

FIND OUT what they know packaging eggs. Why do we use cartons?

DISCUSS How are eggs stored. How long do eggs keep fresh for? What information needs to be on egg cartons? Find more information [here](#)

INTRODUCE terms like Free Range, Barn Laid and Caged. The Rhode Island Red and the Isa Brown are common chicken breeds used for laying.

VIEW the short videos on [Free range farming](#) and [Meet an Egg Farmer](#) or [How an egg is formed](#)

DESIGN

Design your own egg carton package for selling your eggs.

Include:


- Name of your egg farm – you might like to create a picture or logo to represent your farm.
- A best before date, weight of eggs and size.
- Whether they are free range, barn laid or cage eggs. Use the carton on this previous page as a guide.

Use the activity sheet provided on the next page of this document.



Student name:

Date:



Eggs come in different sizes and are generally sorted and packaged with eggs of the same size together.



Cartons are labelled with important information before being able to be sold.

Design your own egg carton package for selling your eggs. Include:

- Name of your egg farm – you might like to create a picture or logo to represent your farm.
- A best before date, weight of eggs and size.
- Whether they are free range, barn laid or cage eggs. Use the carton on previous page as a guide.

Student name:

Date:

